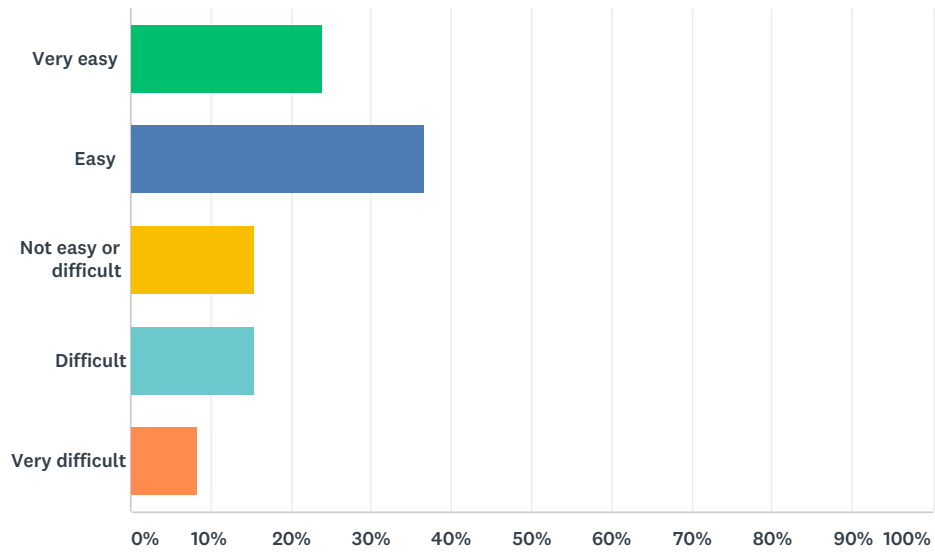


Q1 How easy was the registration process for this conference?

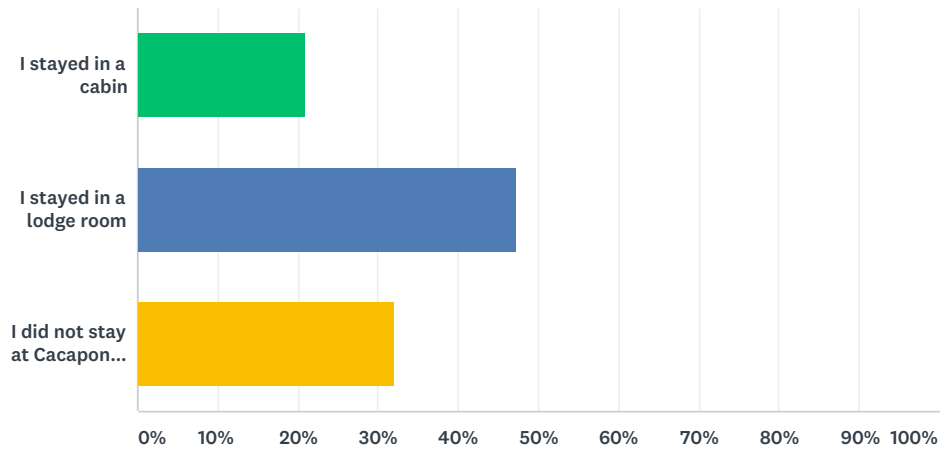
Answered: 71 Skipped: 2



ANSWER CHOICES	RESPONSES	
Very easy	23.94%	17
Easy	36.62%	26
Not easy or difficult	15.49%	11
Difficult	15.49%	11
Very difficult	8.45%	6
TOTAL		71

Q2 Please describe your accommodations.

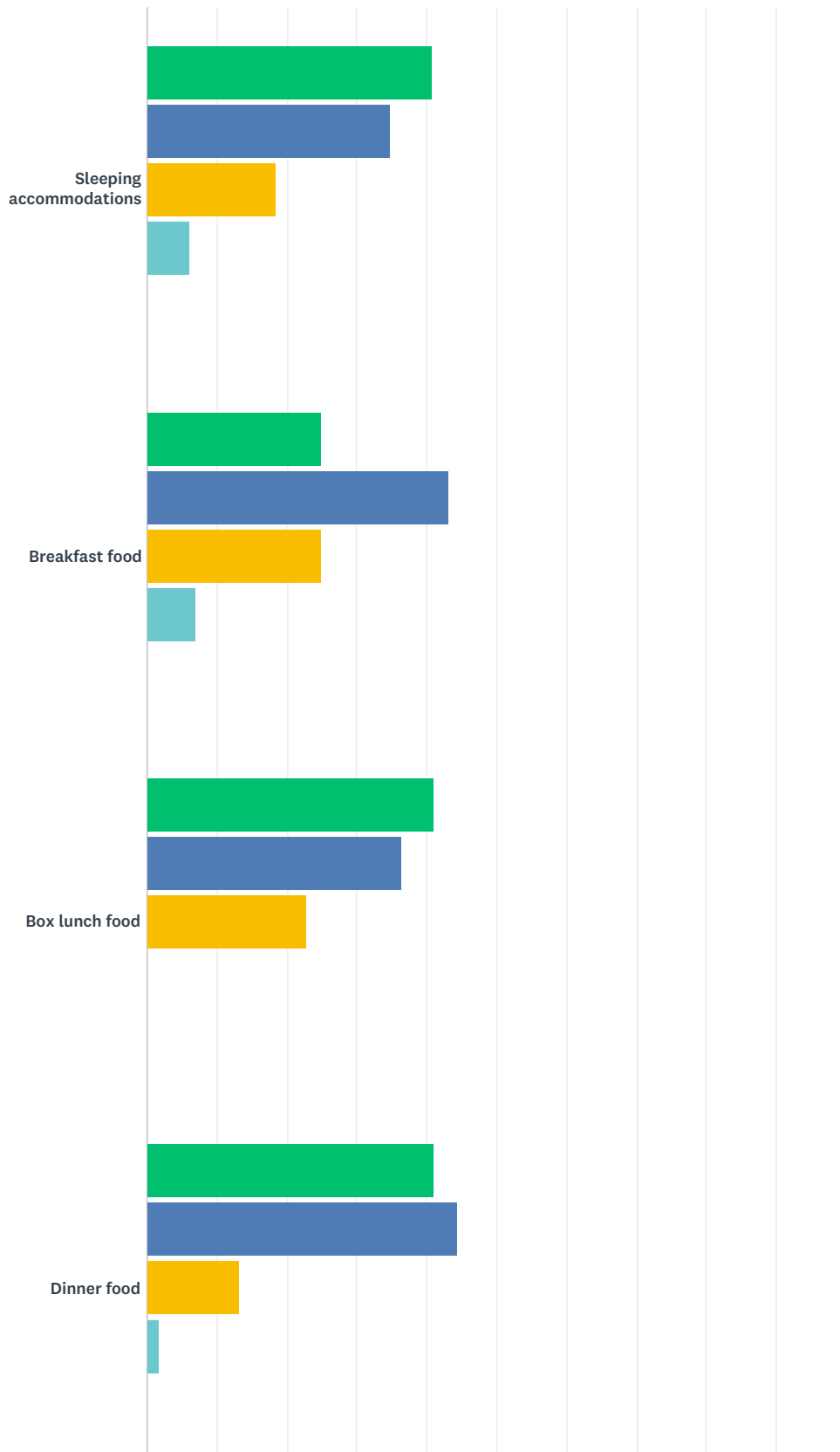
Answered: 72 Skipped: 1

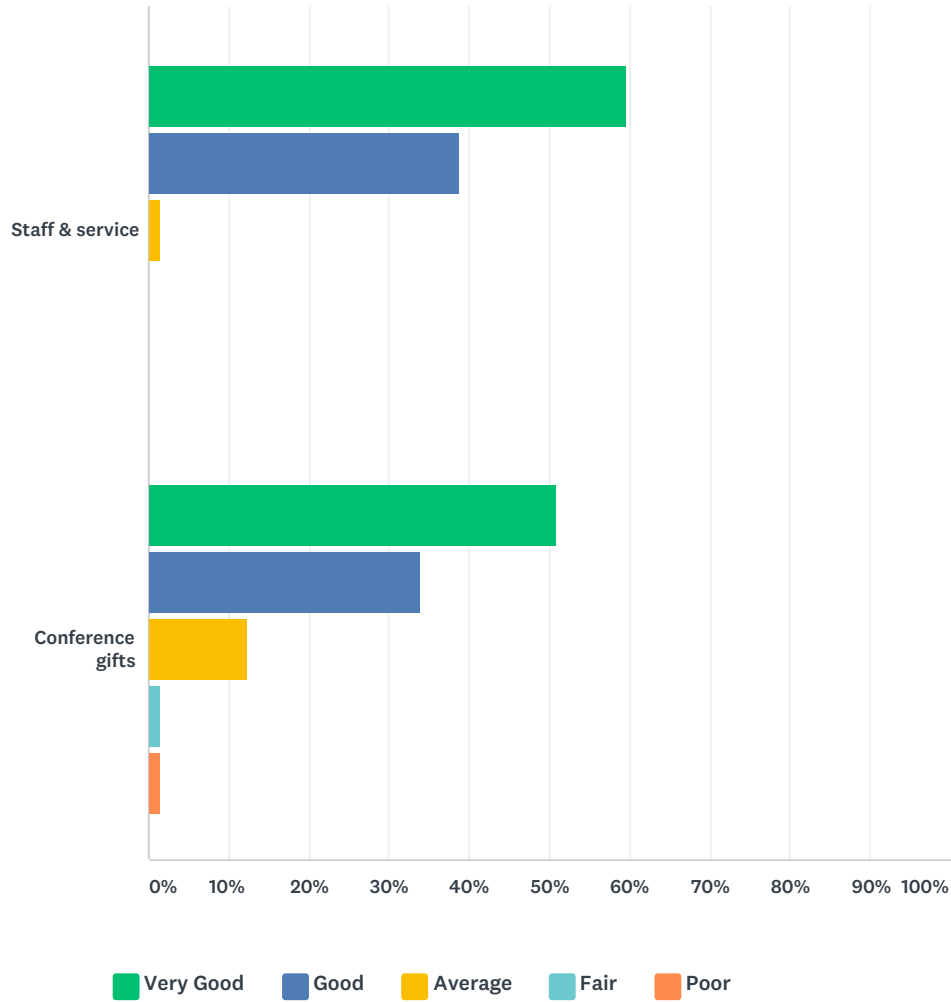


ANSWER CHOICES	RESPONSES
I stayed in a cabin	20.83% 15
I stayed in a lodge room	47.22% 34
I did not stay at Cacapon Resort State Park	31.94% 23
TOTAL	72

Q3 Please rate these conference amenities at Cacapon Resort State Park

Answered: 71 Skipped: 2

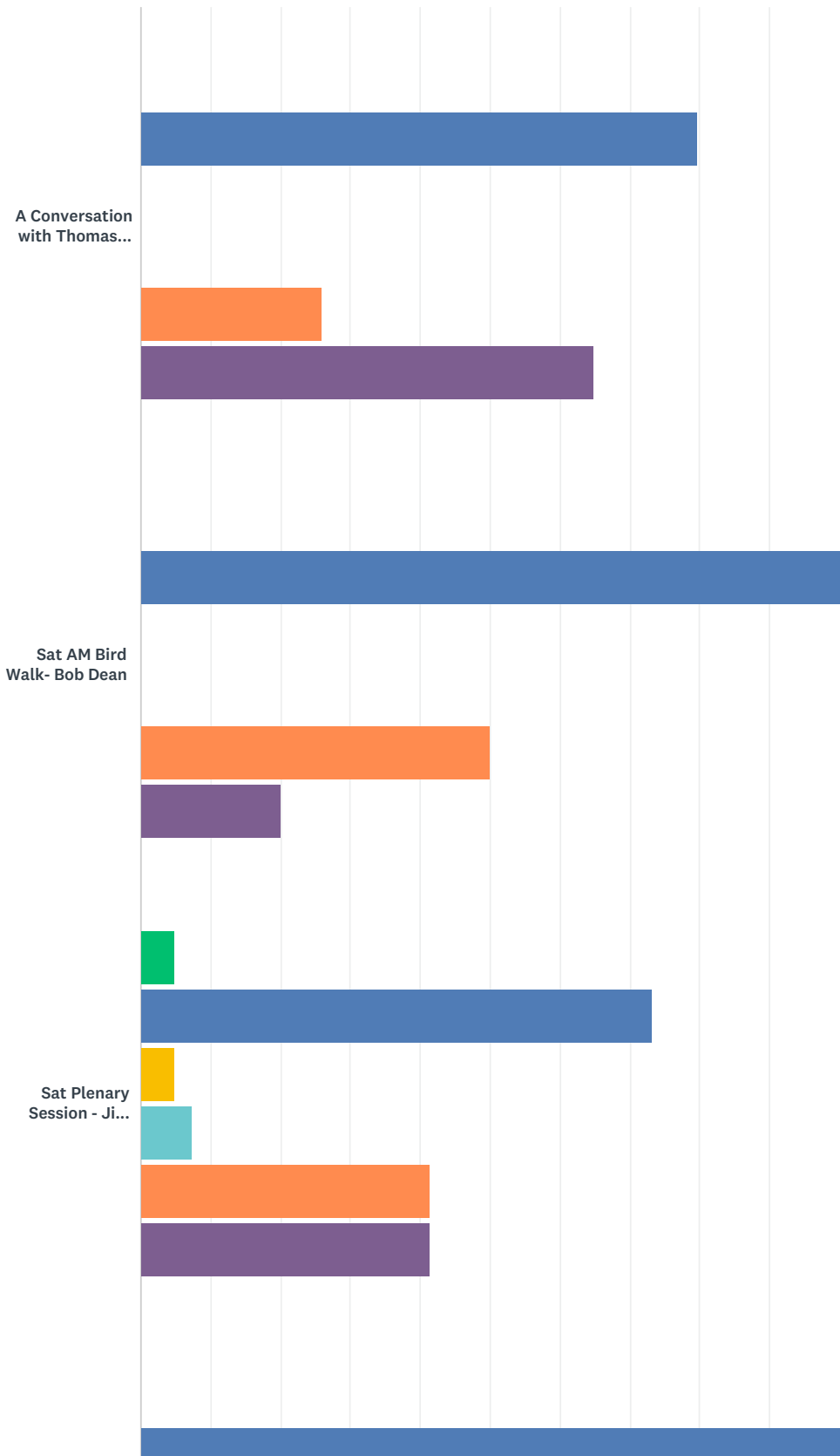


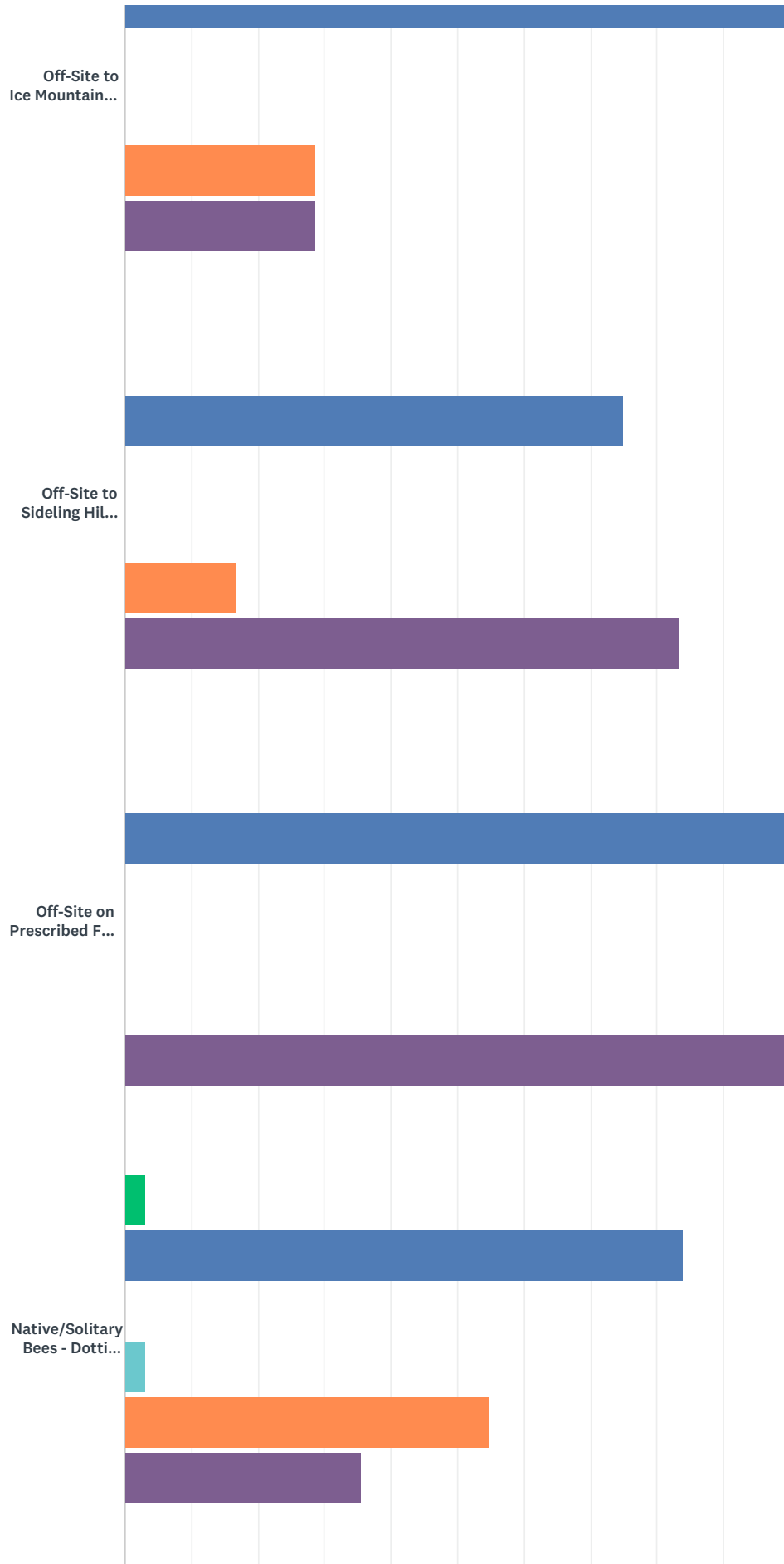


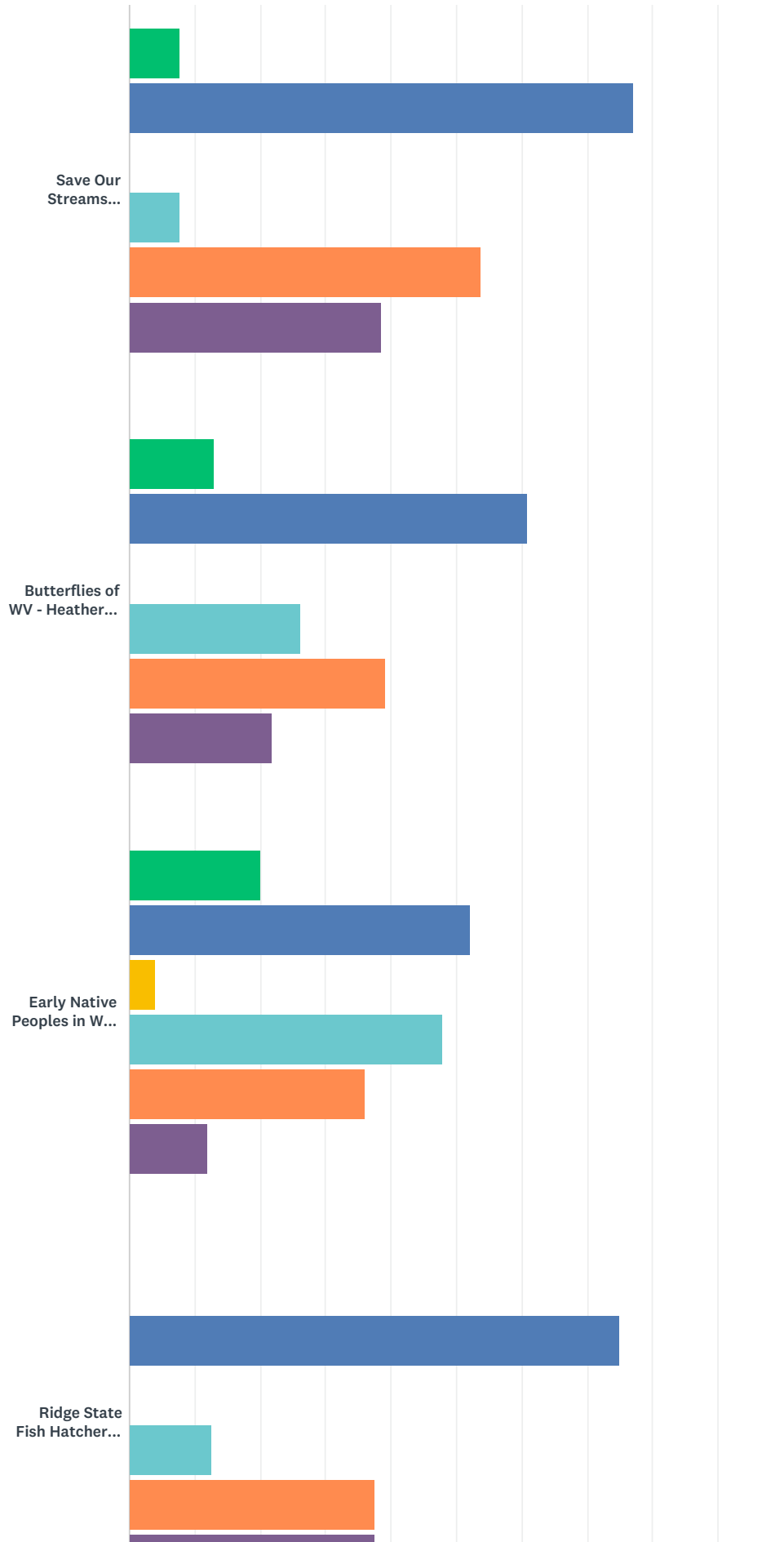
	VERY GOOD	GOOD	AVERAGE	FAIR	POOR	TOTAL
Sleeping accommodations	40.82% 20	34.69% 17	18.37% 9	6.12% 3	0.00% 0	49
Breakfast food	25.00% 11	43.18% 19	25.00% 11	6.82% 3	0.00% 0	44
Box lunch food	40.91% 27	36.36% 24	22.73% 15	0.00% 0	0.00% 0	66
Dinner food	40.98% 25	44.26% 27	13.11% 8	1.64% 1	0.00% 0	61
Staff & service	59.70% 40	38.81% 26	1.49% 1	0.00% 0	0.00% 0	67
Conference gifts	50.77% 33	33.85% 22	12.31% 8	1.54% 1	1.54% 1	65

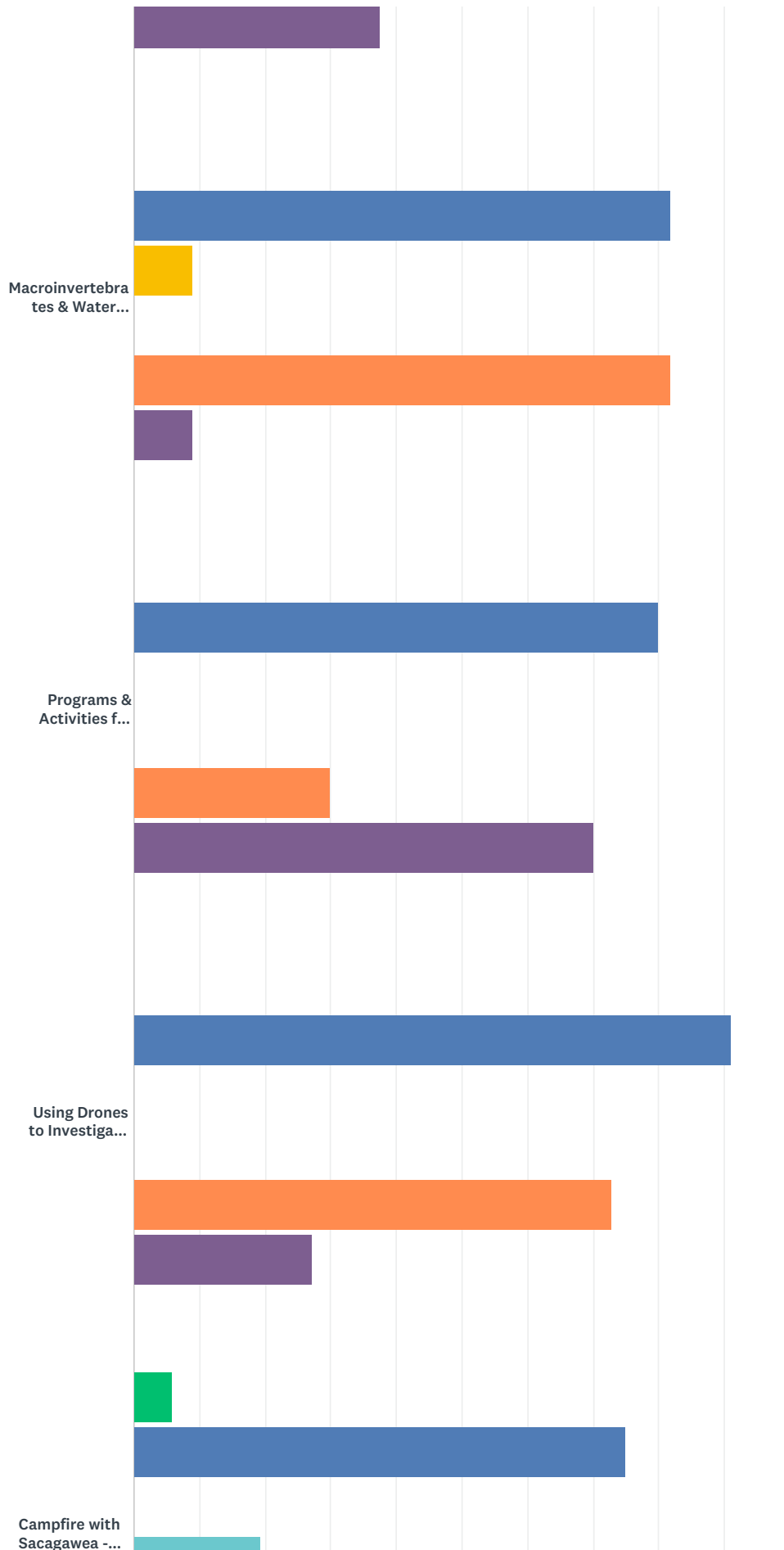
Q4 Please evaluate the CONTENT and DELIVERY of the classes you attended. Check all that apply.

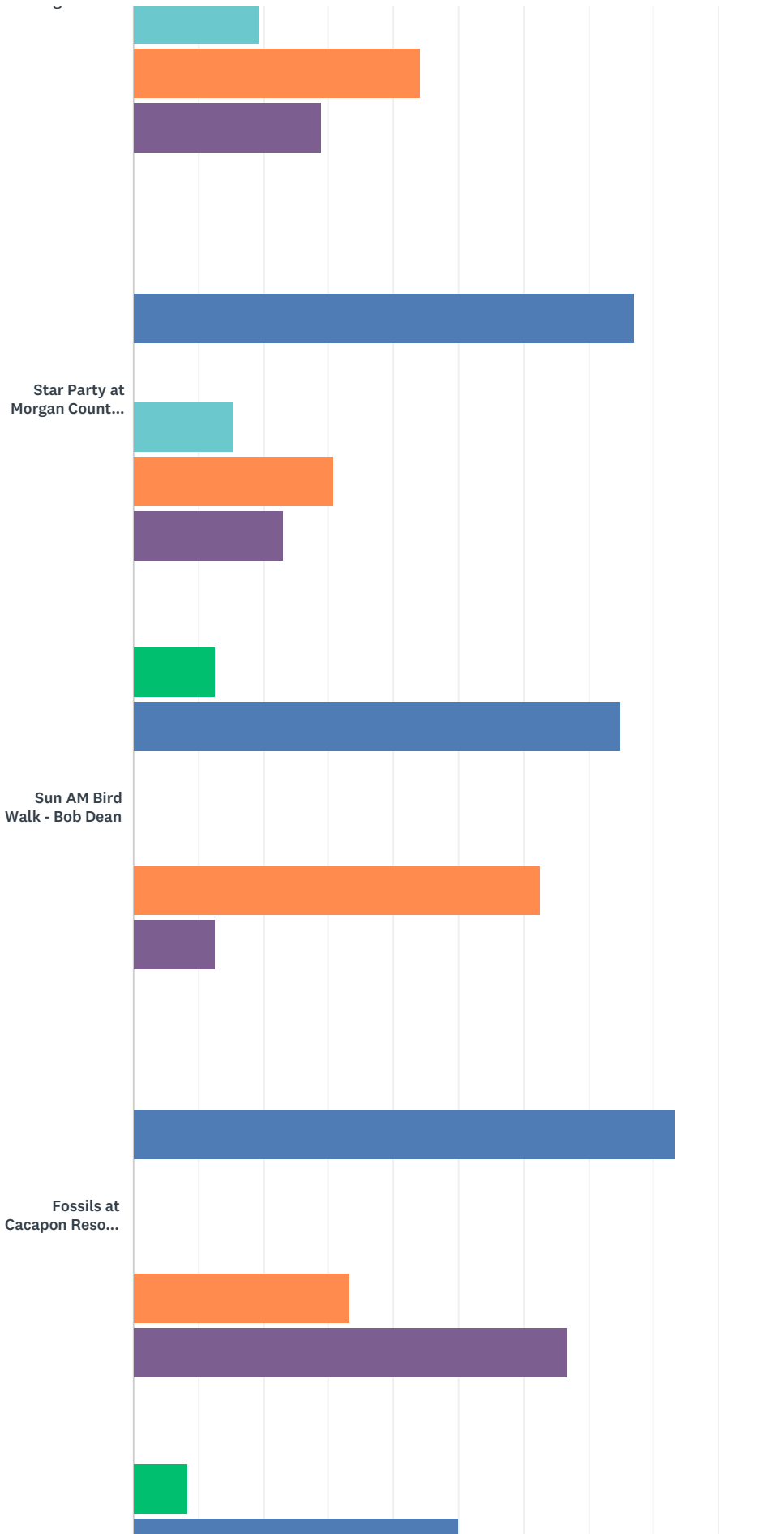
Answered: 72 Skipped: 1

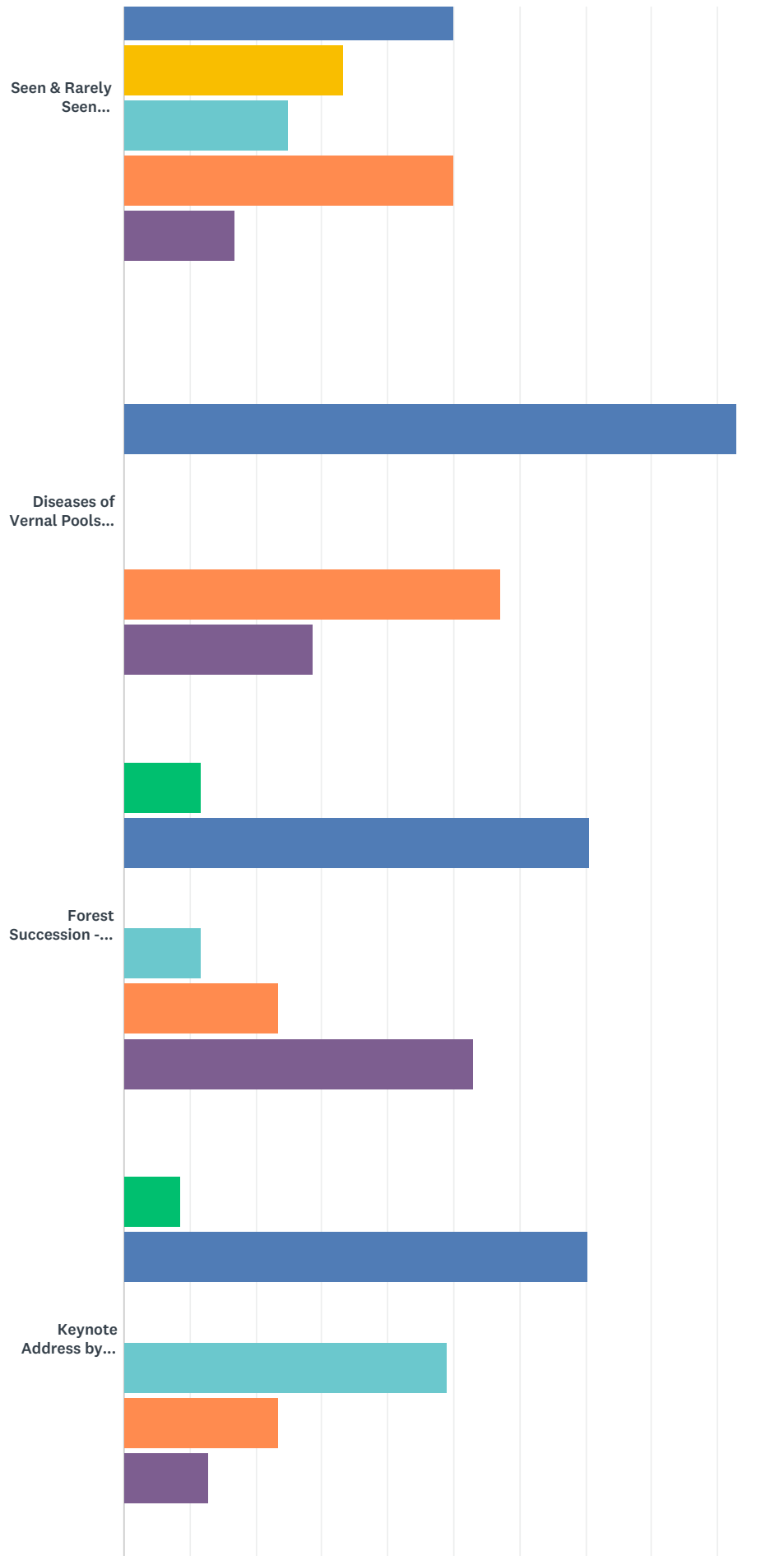


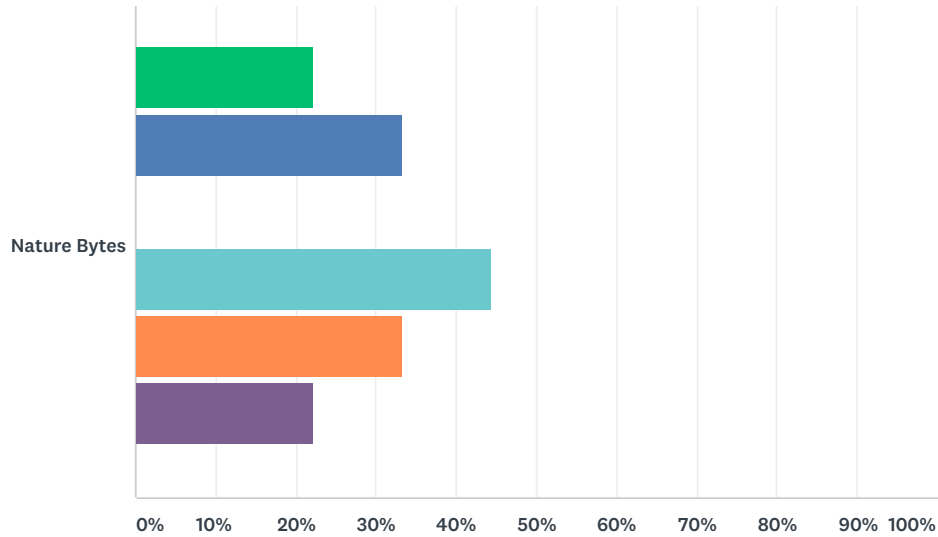












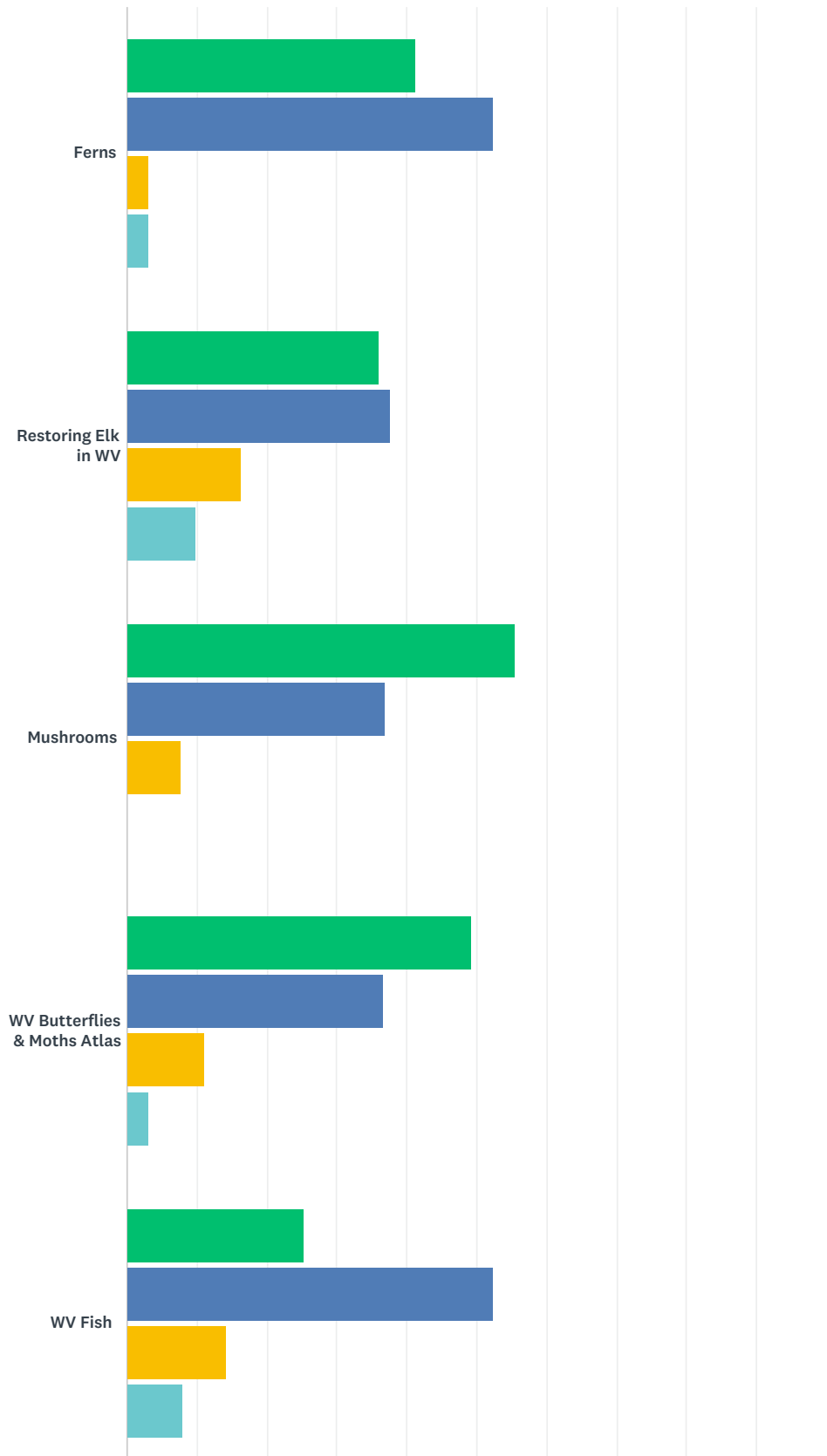
■ Content too basic
 ■ Content just right
 ■ Content too advanced
■ Delivery weak
 ■ Delivery just right
 ■ Delivery strong

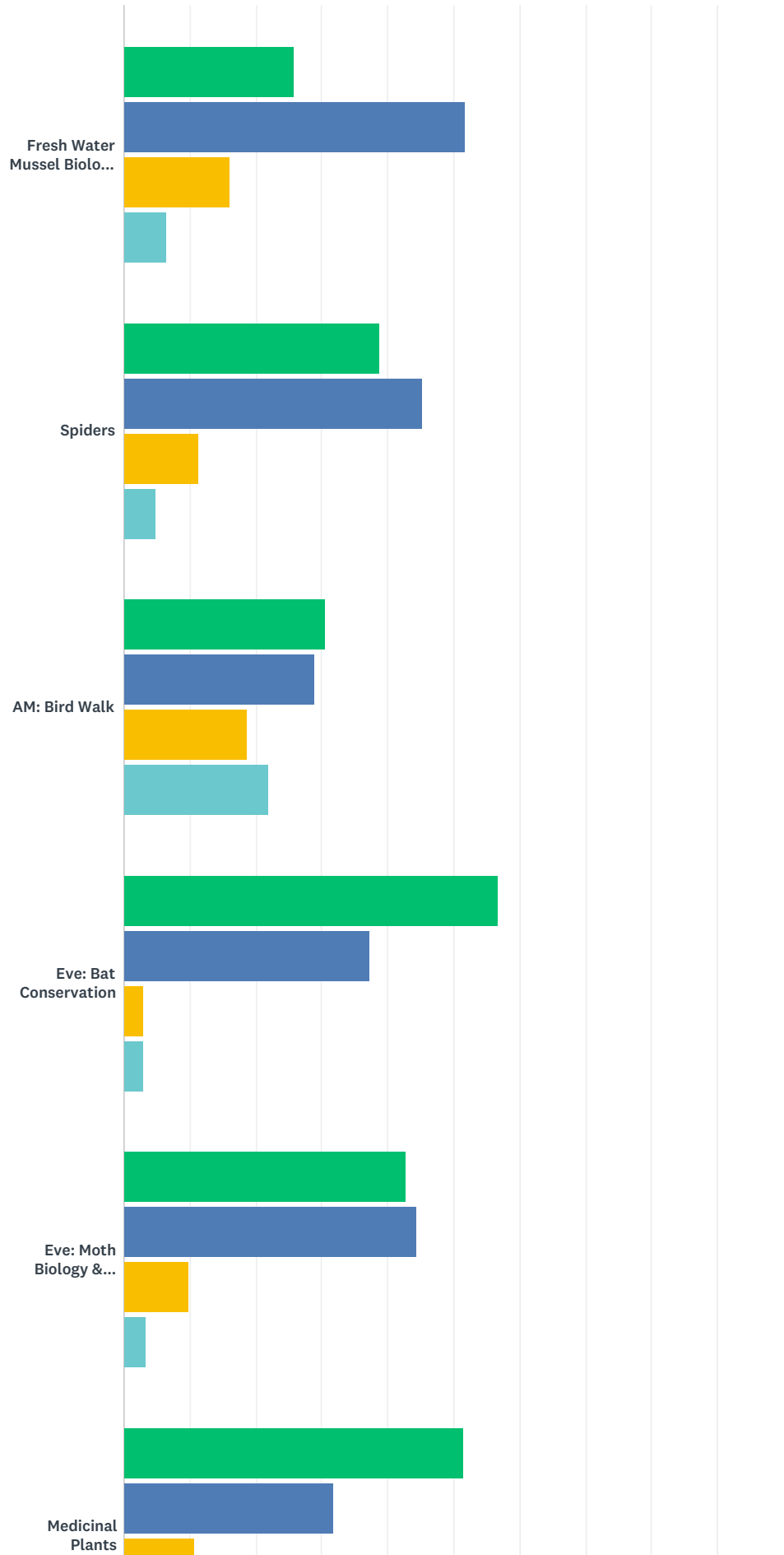
	CONTENT TOO BASIC	CONTENT JUST RIGHT	CONTENT TOO ADVANCED	DELIVERY WEAK	DELIVERY JUST RIGHT	DELIVERY STRONG	TOTAL RESPONDEI
A Conversation with Thomas Jefferson - Bill Barker	0.00% 0	79.63% 43	0.00% 0	0.00% 0	25.93% 14	64.81% 35	
Sat AM Bird Walk- Bob Dean	0.00% 0	100.00% 10	0.00% 0	0.00% 0	50.00% 5	20.00% 2	
Sat Plenary Session - Jim Cummins	4.88% 2	73.17% 30	4.88% 2	7.32% 3	41.46% 17	41.46% 17	
Off-Site to Ice Mountain - Mike Powell	0.00% 0	100.00% 7	0.00% 0	0.00% 0	28.57% 2	28.57% 2	
Off-Site to Sideling Hill - Ed Snyder	0.00% 0	75.00% 9	0.00% 0	0.00% 0	16.67% 2	83.33% 10	
Off-Site on Prescribed Fire 101 - James Remuzzi	0.00% 0	100.00% 1	0.00% 0	0.00% 0	0.00% 0	100.00% 1	
Native/Solitary Bees - Dotti Mozden	3.23% 1	83.87% 26	0.00% 0	3.23% 1	54.84% 17	35.48% 11	
Save Our Streams Sampling - Neil Gillies	7.69% 1	76.92% 10	0.00% 0	7.69% 1	53.85% 7	38.46% 5	
Butterflies of WV - Heather Tokas	13.04% 3	60.87% 14	0.00% 0	26.09% 6	39.13% 9	21.74% 5	
Early Native Peoples in WV - Darla Spencer	20.00% 5	52.00% 13	4.00% 1	48.00% 12	36.00% 9	12.00% 3	
Ridge State Fish Hatchery - Barry Lohmann	0.00% 0	75.00% 6	0.00% 0	12.50% 1	37.50% 3	37.50% 3	

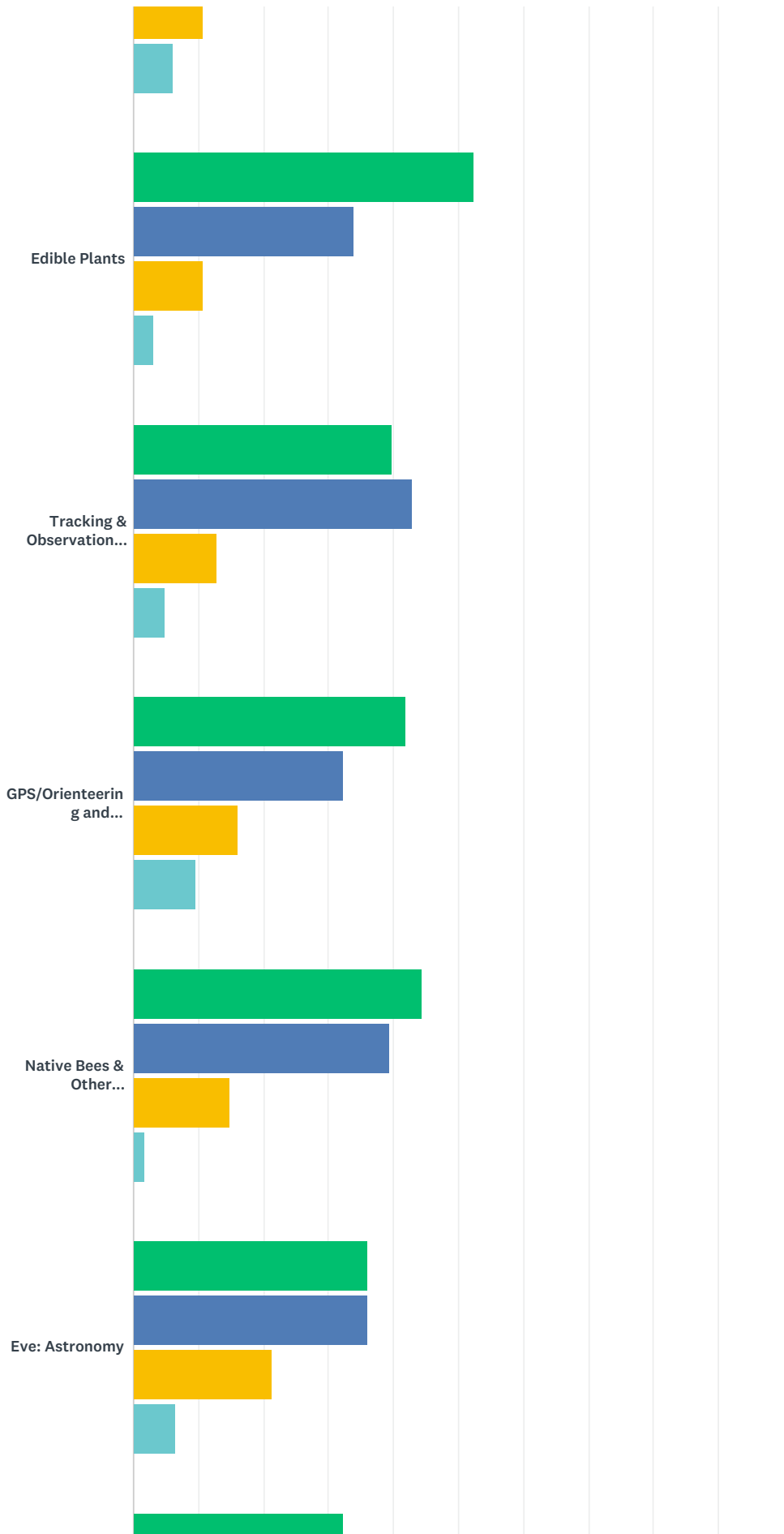
Macroinvertebrates & Water Quality - Neil Gillies	0.00% 0	81.82% 9	9.09% 1	0.00% 0	81.82% 9	9.09% 1
Programs & Activities for Children - Ellen Murphy	0.00% 0	80.00% 8	0.00% 0	0.00% 0	30.00% 3	70.00% 7
Using Drones to Investigate Birds - Andy Wilson	0.00% 0	90.91% 10	0.00% 0	0.00% 0	72.73% 8	27.27% 3
Campfire with Sacagawea - Mary Dailey	5.77% 3	75.00% 39	0.00% 0	19.23% 10	44.23% 23	28.85% 15
Star Party at Morgan County Observatory	0.00% 0	76.92% 10	0.00% 0	15.38% 2	30.77% 4	23.08% 3
Sun AM Bird Walk - Bob Dean	12.50% 1	75.00% 6	0.00% 0	0.00% 0	62.50% 5	12.50% 1
Fossils at Cacapon Resort State Park - Ed Snyder	0.00% 0	83.33% 10	0.00% 0	0.00% 0	33.33% 4	66.67% 8
Seen & Rarely Seen Vertebrates & Invertebrates - Tony Maciorowski	8.33% 1	50.00% 6	33.33% 4	25.00% 3	50.00% 6	16.67% 2
Diseases of Vernal Pools - Kevin Oxenrider	0.00% 0	92.86% 13	0.00% 0	0.00% 0	57.14% 8	28.57% 4
Forest Succession - KC Walters	11.76% 2	70.59% 12	0.00% 0	11.76% 2	23.53% 4	52.94% 9
Keynote Address by Audubon - Doug Pifer	8.51% 4	70.21% 33	0.00% 0	48.94% 23	23.40% 11	12.77% 6
Nature Bytes	22.22% 2	33.33% 3	0.00% 0	44.44% 4	33.33% 3	22.22% 2

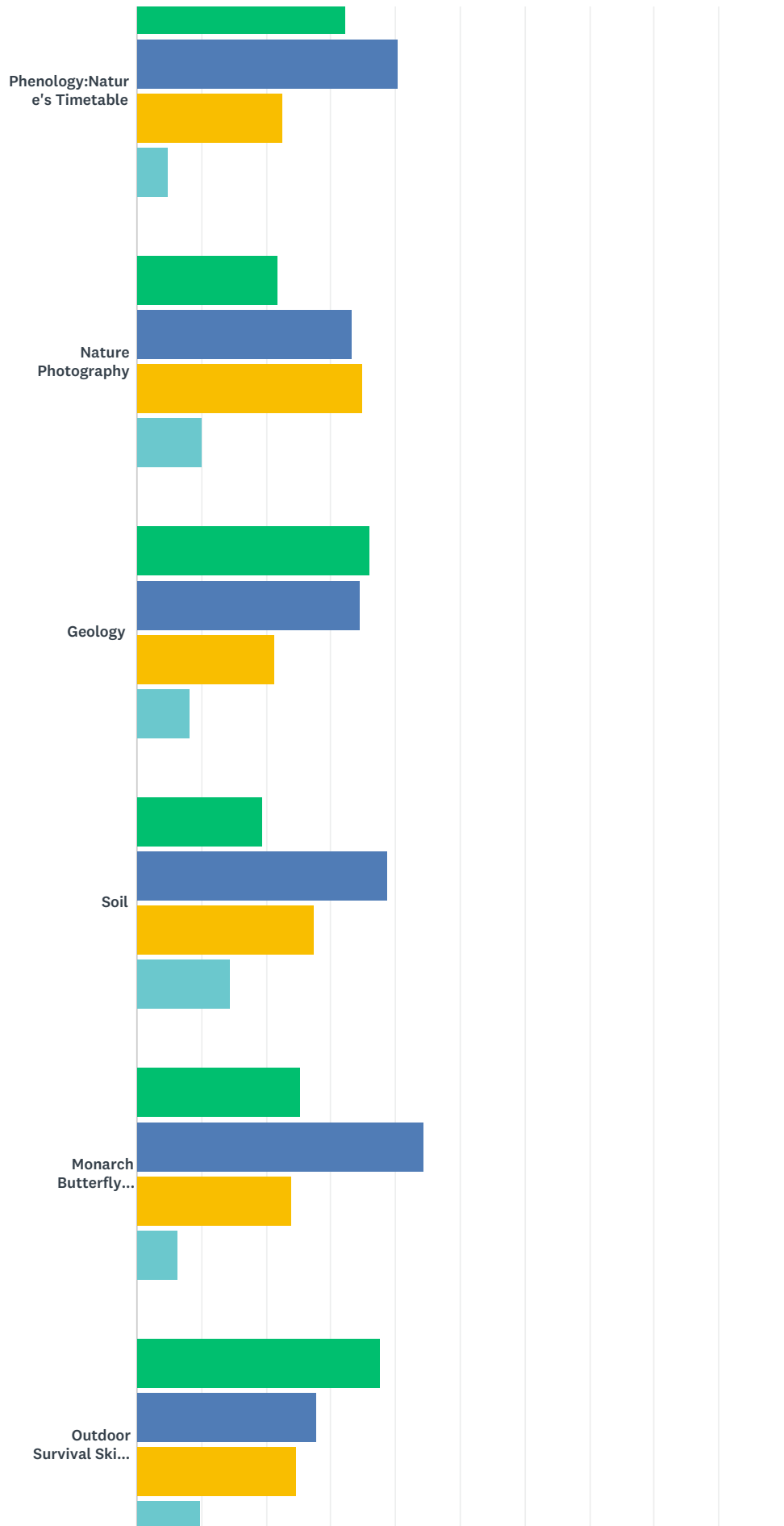
Q5 Please rate your interest in these potential topics for next year's MN conference

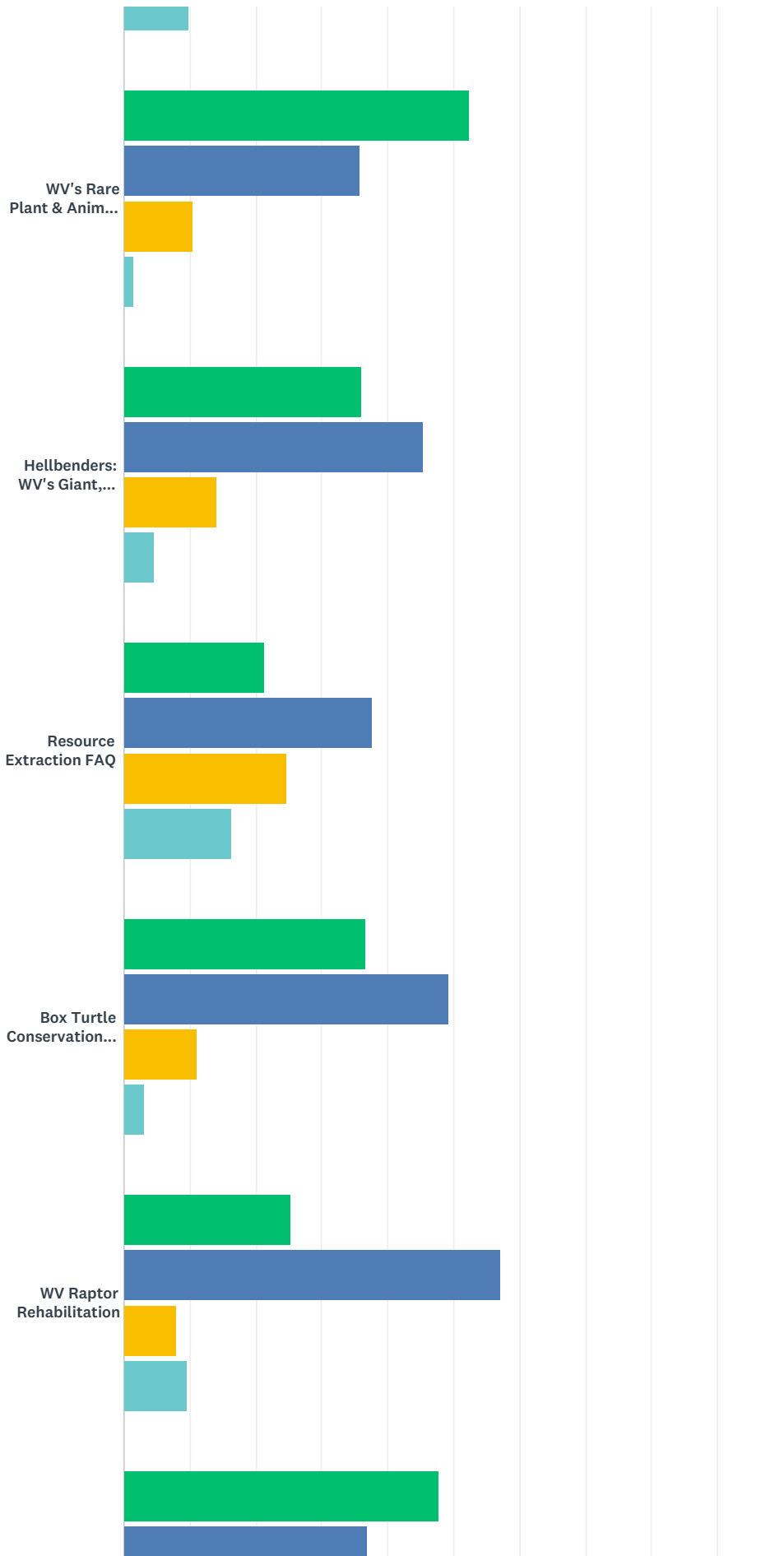
Answered: 69 Skipped: 4

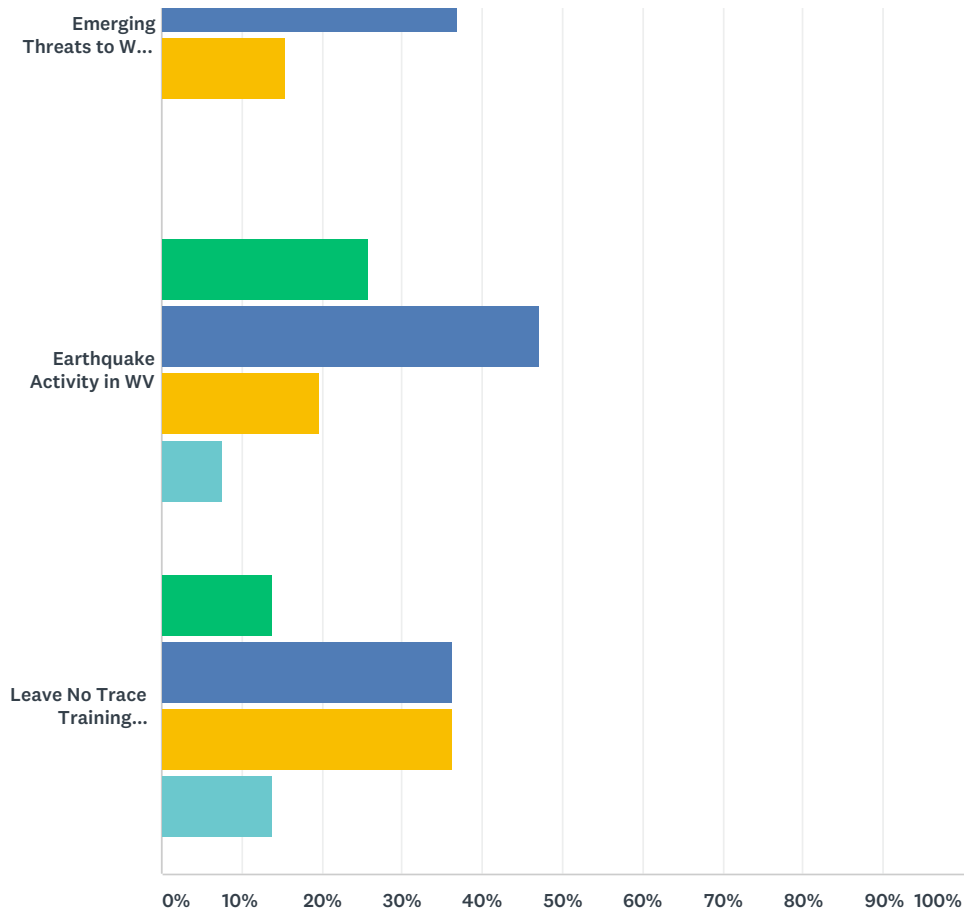












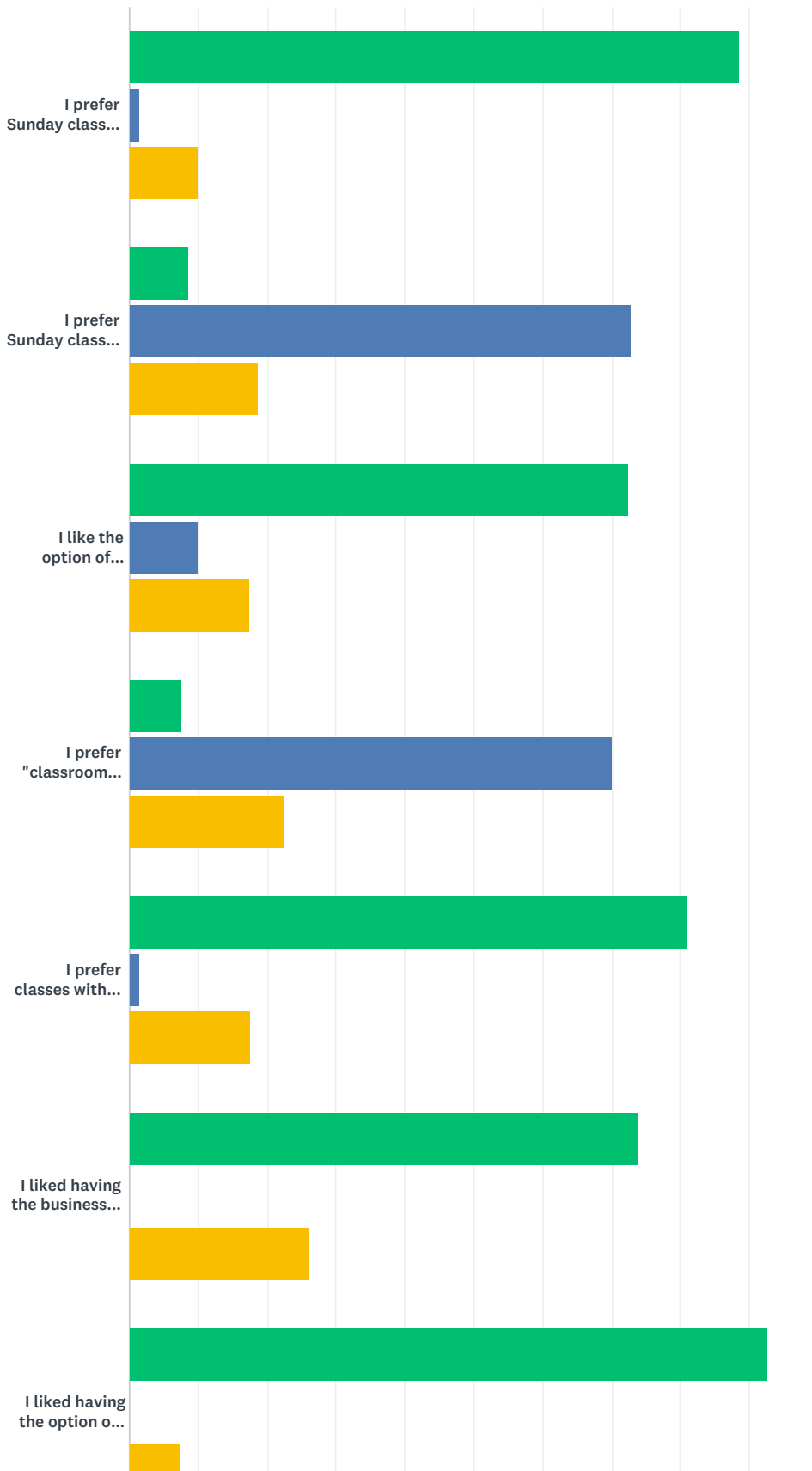
■ Very interested/would attend
 ■ Some interest/might attend
 ■ very low interest/probably won't attend
 ■ Would not attend

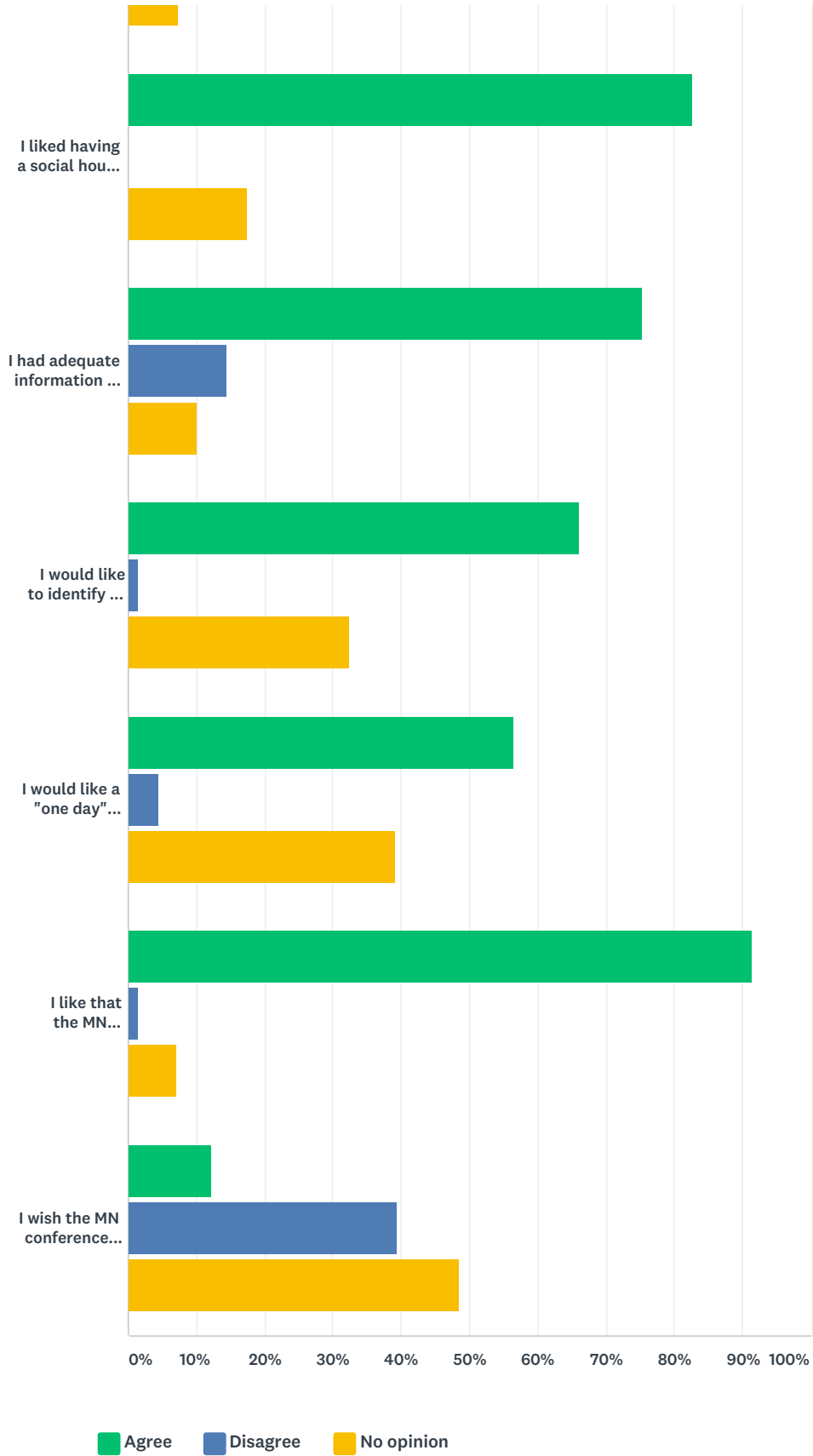
	VERY INTERESTED/WOULD ATTEND	SOME INTEREST/MIGHT ATTEND	VERY LOW INTEREST/PROBABLY WON'T ATTEND	WOULD NOT ATTEND	TOTAL
Ferns	41.27% 26	52.38% 33	3.17% 2	3.17% 2	63
Restoring Elk in WV	36.07% 22	37.70% 23	16.39% 10	9.84% 6	61
Mushrooms	55.38% 36	36.92% 24	7.69% 5	0.00% 0	65
WV Butterflies & Moths Atlas	49.21% 31	36.51% 23	11.11% 7	3.17% 2	63
WV Fish	25.40% 16	52.38% 33	14.29% 9	7.94% 5	63
Fresh Water Mussel Biology & Conservation	25.81% 16	51.61% 32	16.13% 10	6.45% 4	62
Spiders	38.71% 24	45.16% 28	11.29% 7	4.84% 3	62
AM: Bird Walk	30.51% 18	28.81% 17	18.64% 11	22.03% 13	59
Eve: Bat Conservation	56.72% 38	37.31% 25	2.99% 2	2.99% 2	67
Eve: Moth Biology & Conservation	42.62% 26	44.26% 27	9.84% 6	3.28% 2	61

Medicinal Plants	51.52% 34	31.82% 21	10.61% 7	6.06% 4	66
Edible Plants	52.31% 34	33.85% 22	10.77% 7	3.08% 2	65
Tracking & Observation Skills	39.68% 25	42.86% 27	12.70% 8	4.76% 3	63
GPS/Orienteering and Wayfinding	41.94% 26	32.26% 20	16.13% 10	9.68% 6	62
Native Bees & Other Pollinators	44.26% 27	39.34% 24	14.75% 9	1.64% 1	61
Eve: Astronomy	36.07% 22	36.07% 22	21.31% 13	6.56% 4	61
Phenology:Nature's Timetable	32.26% 20	40.32% 25	22.58% 14	4.84% 3	62
Nature Photography	21.67% 13	33.33% 20	35.00% 21	10.00% 6	60
Geology	36.07% 22	34.43% 21	21.31% 13	8.20% 5	61
Soil	19.35% 12	38.71% 24	27.42% 17	14.52% 9	62
Monarch Butterfly Migration & Conservation	25.40% 16	44.44% 28	23.81% 15	6.35% 4	63
Outdoor Survival Skills & First Responder First Aid	37.70% 23	27.87% 17	24.59% 15	9.84% 6	61
WV's Rare Plant & Animal Species	52.24% 35	35.82% 24	10.45% 7	1.49% 1	67
Hellbenders: WV's Giant, Rare Salamander	35.94% 23	45.31% 29	14.06% 9	4.69% 3	64
Resource Extraction FAQ	21.31% 13	37.70% 23	24.59% 15	16.39% 10	61
Box Turtle Conservation Issues	36.51% 23	49.21% 31	11.11% 7	3.17% 2	63
WV Raptor Rehabilitation	25.40% 16	57.14% 36	7.94% 5	9.52% 6	63
Emerging Threats to WV Natural Resources	47.69% 31	36.92% 24	15.38% 10	0.00% 0	65
Earthquake Activity in WV	25.76% 17	46.97% 31	19.70% 13	7.58% 5	66
Leave No Trace Training (pre-conference activity)	13.79% 8	36.21% 21	36.21% 21	13.79% 8	58

Q6 Help us know your conference wants and needs:

Answered: 71 Skipped: 2





	AGREE	DISAGREE	NO OPINION	TOTAL
I prefer Sunday classes that end at lunch	88.41% 61	1.45% 1	10.14% 7	69

I prefer Sunday classes to continue the entire day	8.47% 5	72.88% 43	18.64% 11	59
I like the option of Saturday "full day" classes	72.46% 50	10.14% 7	17.39% 12	69
I prefer "classroom only" classes	7.46% 5	70.15% 47	22.39% 15	67
I prefer classes with outdoor components	80.88% 55	1.47% 1	17.65% 12	68
I liked having the business meeting Saturday evening	73.91% 51	0.00% 0	26.09% 18	69
I liked having the option of pre-conference activities	92.65% 63	0.00% 0	7.35% 5	68
I liked having a social hour on Friday night	82.61% 57	0.00% 0	17.39% 12	69
I had adequate information in the class descriptions	75.36% 52	14.49% 10	10.14% 7	69
I would like to identify & network with other attendees who share my particular nature interests	66.18% 45	1.47% 1	32.35% 22	68
I would like a "one day" registration fee if I can't attend the entire weekend	56.52% 39	4.35% 3	39.13% 27	69
I like that the MN conference now moves all around the state	91.43% 64	1.43% 1	7.14% 5	70
I wish the MN conference would return to Elkins	12.12% 8	39.39% 26	48.48% 32	66